


# MAUERLÄUFERSTEIG


## Bernadeinkopf




Garmisch-Classic  
HAUSBERG KREUZECK ALPSPIITZE


 challenging


 4 hours

 Alpspitzbahn

 No

 Restaurant Alpspitze

 Kandahar 2 (Kreuzeckbahn base terminal)

 Kreuzeckbahn / Alpspitzbahn

**Start:** Alpspitzbahn top terminal

**Finish:** Alpspitzbahn top terminal

Opened in 2009, the “Mauerläufersteig – Wall Creeper Climb” („graded difficult to extremely difficult“ D/E) is considered to be one of the greatest challenges in the Northern Alps. The Alpspitzbahn top terminal is the starting point for this tour, from where a gravel road leads through an opening and down to a grassy hollow, which also merges with the hiking trail to Kreuzeck. Alpinists should keep right and follow the trail that leads gently uphill below the base of the North Face to the entry point. If even the start of the via ferrate is too challenging, you must turn back immediately. The subsequent route includes overhangs, cable ladders and a wire rope bridge that will demand absolute sure-footedness and a very good head for heights. From the Bernadeinkopf summit, the route leads downhill in a westerly direction. Go straight on at the fork in the trail on a small, grassy saddle and along the Nordwandsteig (North Face Trail) to the Alpspitzbahn top terminal, which will transport you comfortably back down to the valley after this exhausting tour.



### Attention

Via ferrate: Appropriate skills and equipment are necessary. Sure footedness and a good head for heights required.

